


Jangs Latex Nymph

Hook	TMC100BL 12 14 16
Thread	Black 08
Body	Latex white
Thorax	Dubbing Antron white
Wingcase	Latex white
Other	Lead wire fine Black permanent felt pen



1. Wind 6-7 turns of lead wire on the hook shank




2. Secure the lead wire with a drop of instant glue
3. Tie in the thread at the eye and wind it to the curvature of the hook



4. Wind a conical body with the thread



5. Tie in the latex strip and fix it down into the curvature of the hook
6. Wind the thread to the thorax



7. Wind the rear part of the body with the latex strip
8. Tie off the latex strip at the thorax




9. Flip back the latex strip and fix it at the beginning of the thorax

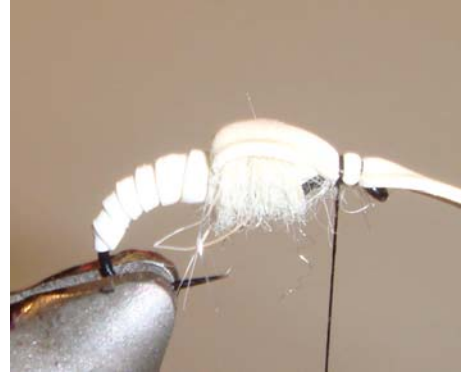
© 2011



De Meckejang



10. Twist the dubbing on the thread
11. Wind the thorax with the dubbed thread



12. Flip the latex strip back into the direction of the hook
13. Tie off the latex strip



14. Cut off the excess of the latex strip



15. Wind the head
16. Whipfinish
17. Add a drop of head cement to the head



18. Using a black permanent felt pen, color the upper part of the body and of the thorax in black