



Centipede

Materials:


Hook:	TMC 400T 10 12 14
Thread:	08 Black
Body:	Copper wire
Ribbing:	Austrich herl red



- 1 Tie in the copperwire in the curvature of the hook



- 2 Wind the wire in close turns to the eye of the hook



- 3 If a gap (as shown in picture 2) appears between the windings, push the windings together



- 4 Finish winding the copper wire
5 Just before the eye of the hook




- 6 Break off the free ends of the copper wire moving them back and forth



- 7 Apply a drop of instant glue on the copper wire to secure it



8 Tie in the thread behind the copper wire



9 Tie in the ostrich herl



10 Wind the thread in large turns to the eye of the hook



11 Wind the ostrich herl to the eye of the hook
12 Tie it off



13 Wind a head
14 Whipfinish
15 Apply a drop of black head cement