


Copper John


Hook	TMC100 14 16
Thread	Black 06 or 08
Tail	Goose biots black
Body	Copper wire fine twisted
Thorax	Peacock herl
Wings	Goose biots black
Wing Cover	Pearl Tinsel
Head	Gold bead 2-3mm



1. Fix the hook with the Gold bead in your vise




2. Tie-in the thread
3. Wind the thread in close turns to the beginning of the curvature of the hook




4. Wind superposed turns of thread at the curvature of the hook



5. Tie in a goose biot on each side of the hook shank




6. Tie-in the twisted copper wire



7. Wind a conical underbody



8. Wind the rear part of the body with the copper wire



9. Tie in the pearl tinsel



10. Tie-in the peacock herls and wind the thorax
11. Flip the tinsel over the peacock herls
12. Tie off the tinsel at the gold bead



13. Tie in a goose biot on each side of the hook shank
14. Whipfinish behind the gold bead



15. Apply a drop of 5 minute epoxy glue on the tinsel



16. Let the glue dry