

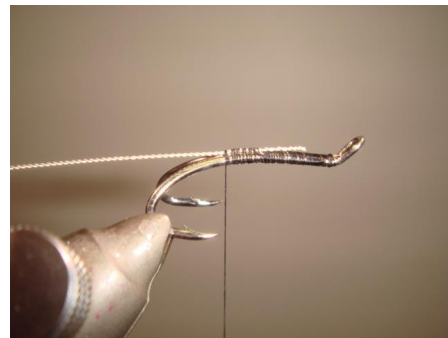
## Sunray Shadow

Materials:

Hook:	Partridge double silver 7-11
Thread:	Black 08
Tag:	Twisted silver wire
Tail:	
Body:	Silver tinsel flat
Ribbing:	Twisted silver wire
Cheeks:	
Wing:	Peacock herl over Templedog black over Bucktail white



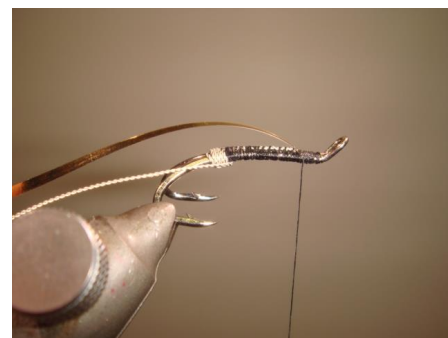
1. Tie-in the thread at the eye of the hook and wind it in close turns in direction of the curvature of the hook



2. Tie-in the twisted silver wire



3. Wind a tag for 4-5 turns  
4. Bring back the wire between the 2 hooks on the underside of the hook shank  
5. Tie off the wire

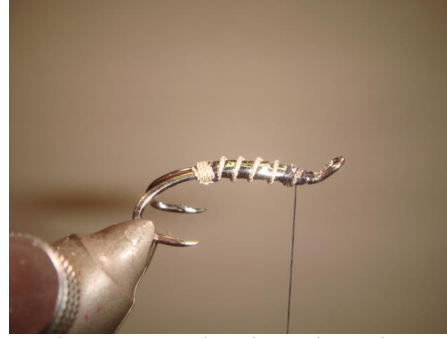


6. Bend the wire in direction of the curvature of the hook  
7. Wind the thread in direction of the eye of the hook  
8. Tie-in the silver tinsel



9. Wind the body by winding the tinsel backwards to the tag and then back to the eye of the hook

10. Tie-off the tinsel



11. Wind the ribbing in direction of the eye of the hook

12. tie-off the ribbing



13. Tie-in the bucktail as shown. The length is approximately double shank length



14. Flip back the bucktail wing and secure it with a few windings



15. Tie-in the Templedog wing (should be slightly longer than the bucktail wing)



16. Tie in 2-3 Peacock herls over the Templedog wing



17. Wind the head

18. Whipfinish



19. Add a drop of black head cement to secure the windings