


Brassie

Materials:


Hook:	TMC2487 14-20 Kamasan B100 14-20
Thread:	Black 8/0
Head:	Copper or brass bead
Body:	Copper wire 0.25
Thorax:	Antron dubbing copper




1 Fix hook with the bead in your vise



2 Tie in the copper wire keeping a fair amount of wire on the hook point side



3 Wind the copper wire to the bead



4 Secure the wire at the bead with a drop of instant glue



5 Wind the remaining wire deep into the curvature of the hook

6 Secure with a drop of instant glue



7 Tie in the thread behind the bead

8 Twist the dubbing on the thread



9 Wind the thorax of the fly



10 Whipfinish

11 Cut off the thread