


# Renavir

Materials:

Hook:	TMC100 10-14 Kamasan B400 10-14
Thread:	Black 8/0
Body:	Deerhair
Wing:	Partridge
Antennas:	Pheasanttail fibers
Eyes:	Monofil black 50/100
Hackle:	Hare mask
Plus:	Nail repair varnish



- 1 Tie in the thread at the curvature of the hook
- 2 Form a dubbing loop




- 3 Insert Deerhair bunches into the loop
- 4 Twist
- 5 Wind the body




- 6 Trim the body with your scissors



- 7 Using a lighter finish trimming of the body



- 8 Tie in the antennas



- 9 Prepare the eyes - melt the tips of the leader nylon with a lighter

© 2013





10 Tie in the eyes with figure 8 windings



11 Prepare the partridge feather - remove flushy parts and cut out the tip



12 Cover the feather with nail repair varnish



13 Tie in the partridge feather as a wing



14 Insert Hare mask hair into the split thread

15 Twist



16 Wind head hackle between the wing and the eyes

17 Whipfinish



18 Using your scissors shape the antennas