



## San Juan Worm

### Materials:

Hook:	TMC2487 8-14 Kamasan B100 8-14
Thread:	Red 8/0
Body:	Chenille red or SJ Worm Silicone




- 1 Tie in the thread at the eye of the hook.
- 2 Wind the thread in close turns into the curvature of the hook
- 3 Wind the thread back for a few turns




- 4 Singe the tip of the Chenille with a lighter




- 5 Tie in the Chenille on the hook shank



- 6 Wind the thread to the eye of the hook



7 Tie off the Chenille



8 Cut Chenille to a length which corresponds to the one of the piece extending over the curvature



9 Whipfinish

10 Cut off the thread



11 Singe the tip of the Chenille extending over the eye with a lighter