

Upside Down Paraloop BWO

Material:


Hook:	TMC100 10-14 Kamasan B400 10-14
Thread:	Black 8/0
Tail:	Spinnertails
Paraloop:	Horse hair & Brown cock feather
Body:	Peacock herl
Wings:	CDC white
Thorax:	Black Dubbing fine



- 1 Tie in the thread at the eye at the eye of the hook
- 2 Wind the thread to the beginning of the curvature of the hook
- 3 Wind a small ball at the beginning of the curvature



- 4 Tie in 2 Spinner tails




- 5 Tie in the horse hair under the hook shank at the height of the point of the hook.




- 6 Tie in the peacock herl

© 2015





7 Fix the horse hair in the gallow of your vise



8 Tie in the cock feather



9 Wind the cock feather upwards around the horse hair and then downwards to the hook shank.

10 Tie off the feather



11 Wind the body of the fly with the peacock herl



12 Tie in the CDC feather as shown on the image above



13 Create both wings by peeling on both sides of the quill the first "free" CDC feather tip from the quill of the feather



14 Flip the horse hair to the eye of the hook and tie it off



15 Wind the head of the fly
16 Whipfennish

