



Goddard Sedge


Hook	TMC100 #8-12 Kamasan B400 #8-12
Thread	Black 6/0
Body	Deer Hair
Hackle	Brown cock feather



1. Tie in the thread at the beginning of the curvature of the hook.



2. Apply a drop of instant glue to the tie-in point



3. Tie in a bunch of deer hair tips at the tie in point.



4. Form a dubbing loop and insert another bunch of deer hair into the loop
5. Twist the loop



6. Wind the loop in direction of the eye of the hook
7. Use a Q-tip to compact the deer hair



8. Whipfinish and cut off the thread



9. Shape the body with your scissors



10. Pass a drinking straw over the body to cover the tail of the fly

11. Singe the body to seal the deer hair tips



12. Tie in the thread at the eye of the hook

13. Tie in a brown cock feather



14. Wind the head hackle with the feather

15. Whipfinish