



Baetis

Materials:


Hook:	TMC100 or Kamasan B400 #14-18
Thread:	Black 8/0
Tag:	Orange beaver dubbing
Tail:	Spinner tail
Body:	Black and olive Moose mane
Wing:	CDC puff light dun
Hackle:	Light dun cock feather



- 1 Tie in the thread at the eye of the hook
- 2 Wind it in close turns to the beginning of the curvature of the hook



- 3 Twist a small bunch of beaver dubbing onto your thread
- 4 Wind the tag




- 5 Tie in the spinner tails in the middle of the hook shank and secure them backwards to the beginning of the tag



- 6 Tie a black and an olive moose mane hair and secure both to the beginning of the tag



7 Using the tying thread create a conical underbody



8 Wind both moose mane hair together to the eye of the hook

9 Tie off the hair

10 Apply a drop of UV glue on the body, distribute it and cure it



11 Tie in the CDC puff as a wing



12 Trim the wing



13 Tie in the light dun cock feather

14 Wind the head hackle



15 Wind the head of the fly

16 Whipfinish

17 Apply a drop of transparent head cement onto the head of the fly