




## Red Tag Nymph

Hook:	TMC100 10-18 Kamasan B401 10-18
Thread:	Black 8/0
Head:	Gold bead 2-3mm
Tail:	Red wool
Body:	Black Ice Dubbing



1. Insert the beadhead



2. Tie-in the thread and wrap it to the curvature of the hook and then back to the gold bead



3. Tie in a strand of red wool directly behind the bead



4. Secure the wool to the beginning of the curvature of the hook




5. Trim the wool to create a short tail




6. Form a dubbing loop  
7. Wind the thread to the bead  
8. Insert a bunch of ice dubbing in the loop



9. Twist the loop  
10. Wind the body with the twisted loop



11. Twist a small bunch of dubbing onto the tying thread  
12. Whipfinish as shown above to avoid that the thread is visible behind the bead



13. Brush out the dubbing

