



## Orange Bretonne

### Materials:


Hook:	TMC 100 #10-18 or Kamasan B400 #10-18
Thread:	Orange 8/0
Body:	Unistretch Orange Peacock Herl
Head Hackle:	Brown cock feather
Head:	Tying thread




1 Tie in the Unistretch at the eye of the hook and wind it in close turns to the beginning of curvature of the hook




2 Tie in a peacock herl



3 Wind a biconical body with the Unistretch



4 Tie in the tying thread



5 Secure the Unistretch with the tying thread

6 Cut off the Unistretch



7 Wind the peacock herl as a ribbing to the eye of the hook

8 Tie it off

9 Cut off the excess



10 Tie in the cock feather by its tip



11 Wind the wet hackle

12 Wind the head of the fly

13 Whipfinish

14 Apply a drop of transparent head cement onto the head of the fly

© 2018



*De Meckelaar*